



Royal Netherlands Academy of Arts and Sciences (KNAW) KONINKLIJKE NEDERLANDSE AKADEMIE VAN WETENSCHAPPEN

Signatures of chaos in animal search patterns

Reynolds, Andy M; Bartumeus, Frederic; Kölzsch, Andrea; van de Koppel, Johan

published in

Scientific Reports
2016

DOI (link to publisher)

[10.1038/srep23492](https://doi.org/10.1038/srep23492)

document version

Publisher's PDF, also known as Version of record

document license

CC BY

[Link to publication in KNAW Research Portal](#)

citation for published version (APA)

Reynolds, A. M., Bartumeus, F., Kölzsch, A., & van de Koppel, J. (2016). Signatures of chaos in animal search patterns. *Scientific Reports*, 6, Article 23492. <https://doi.org/10.1038/srep23492>

General rights

Copyright and moral rights for the publications made accessible in the public portal are retained by the authors and/or other copyright owners and it is a condition of accessing publications that users recognise and abide by the legal requirements associated with these rights.

- Users may download and print one copy of any publication from the KNAW public portal for the purpose of private study or research.
- You may not further distribute the material or use it for any profit-making activity or commercial gain.
- You may freely distribute the URL identifying the publication in the KNAW public portal.

Take down policy

If you believe that this document breaches copyright please contact us providing details, and we will remove access to the work immediately and investigate your claim.

E-mail address:

pure@knaw.nl

SCIENTIFIC REPORTS



OPEN

Signatures of chaos in animal search patterns

Andy M. Reynolds¹, Frederic Bartumeus^{2,3,7}, Andrea Kölzsch^{4,5,8} & Johan van de Koppel^{6,9}

Received: 20 October 2015

Accepted: 07 March 2016

Published: 29 March 2016

One key objective of the emerging discipline of movement ecology is to link animal movement patterns to underlying biological processes, including those operating at the neurobiological level. Nonetheless, little is known about the physiological basis of animal movement patterns, and the underlying search behaviour. Here we demonstrate the hallmarks of chaotic dynamics in the movement patterns of mud snails (*Hydrobia ulvae*) moving in controlled experimental conditions, observed in the temporal dynamics of turning behaviour. Chaotic temporal dynamics are known to occur in pacemaker neurons in molluscs, but there have been no studies reporting on whether chaotic properties are manifest in the movement patterns of molluscs. Our results suggest that complex search patterns, like the Lévy walks made by mud snails, can have their mechanistic origins in chaotic neuronal processes. This possibility calls for new research on the coupling between neurobiology and motor properties.

It has long been recognized that the key to understanding movement patterns lies with elucidating the underlying generative processes¹. An important step to be made here is to distinguish the intrinsic movement behaviour of the animals from the observed movement patterns which are often confounded by a multitude of responses to environmental cues^{2,3}. Lévy walks (LW) have been proposed as intrinsic, optimized movement patterns for searching for food or other search targets that are either rare or hard to observe^{4,5}. Signatures of LWs have been observed in a diverse range of organisms, including bacteria, T cells, mussels, mud snails, honeybees, sharks, turtles, jellyfish and other marine predators, wandering albatrosses, extinct marine organisms that once occupied ancient sea beds and even in human hunter-gatherers^{6–16}. LW alternate clusters of many short steps with longer steps between them, creating fractal movement patterns that have no characteristic scale. The self-similar, fractal properties of LW can be advantageous when randomly searching, and as a result there could be natural selection for LW^{4,5}. Nonetheless, the concept of Lévy search behaviour has been met with fierce resistance¹⁷ in large part because of the absence of underlying neurological or physiological processes that can explain the emergence of this complex, scale-free behaviour.

Studies on invertebrates have in the past years provided experimental evidence for LW movement patterns in ants (*Melophorus bagoti*), mussels (*Mytilus edulis*) and mud snails (*Hydrobia ulvae*), again highlighting that the simple neurological processes in lower animals can provide an interesting window on mechanisms that create scale-free movement patterns^{6,12,18}. However, understanding the biological basis for motor control requires a coupling between animal movement patterns and neurological/physiological processes. Such couplings are largely absent from the literature; although some attempts have been made to link the spontaneous flight patterns of *Drosophila* fruit flies to spontaneous neuronal-firing activity in the central complex¹⁹. There is, for instance, a profusion of literature on the neurobiology of molluscs^{20–22} reporting on chaotic dynamics, but there are no studies which have tested for these properties in their movement patterns which can have LW characteristics^{6,12}, i.e., tested whether the timing of turns in movement patterns are chaotic. Cole²³ did, however, find signatures of chaos in the activity patterns of *Leptothorax allardycei* ants and these were subsequently attributed to neuronal processes determining when to search, rather than how to search²⁴. Hayashi *et al.*²⁰ provided the first evidence

¹Rothamsted Research, Harpenden, Hertfordshire, AL5 2JQ, UK. ²Theoretical and Computational Ecology Lab (CEAB-CSIC). Blanes 17300, Spain. ³CREAF, Cerdanyola del Vallès, 08193 Barcelona, Spain. ⁴Department of Migration and Immuno-Ecology, Max Planck Institute for Ornithology, Am Obstberg 1, 78315 Radolfzell, Germany. ⁵Department of Biology, University of Konstanz, Universitätsstraße 10, 78464 Konstanz, Germany. ⁶Department of Estuarine and Delta Systems, NIOZ Royal Netherlands Institute for Sea Research and Utrecht University, P.O. Box 140, 4400 CA Yerseke, the Netherlands. ⁷Institució Catalana de Recerca i Estudis Avançats (ICREA), 08010 Barcelona, Spain. ⁸Department of Animal Ecology, Netherlands Institute of Ecology (NIOO-KNAW), P.O. Box 50, 6700 AB Wageningen, The Netherlands. ⁹Groningen Institute for Evolutionary Life Sciences (GELIFES), University of Groningen, P.O. Box 11103, 9700 CC Groningen, the Netherlands. Correspondence and requests for materials should be addressed to A.M.R. (email: andy.reynolds@rothamsted.ac.uk)

for neurons having chaotic dynamics. They uncovered chaos in recordings of the electrical activity of the giant silent neuron in the esophageal ganglion of the mollusk *Onchidium verruculatum*. Their evidence took the form of a ‘strange attractor’ which they reconstructed from the data. Strange attractors are data-derived mathematical constructs that are indicative of chaotic dynamics. Komendantov and Kononenko²² later uncovered signatures of chaos in a mathematical model of pacemaker activity in the bursting neurons of a snail, *Helix pomatia*.

Here we show that chaotic temporal dynamics of the kind evident in the neurons of molluscs^{20–22} can be discerned in the movement behaviour of mud snails while searching under controlled conditions. Moreover, we show that these movement patterns can be approximated by Weierstrassian random walks (also known as Weierstrassian Lévy walks). Weierstrassian random walks comprise a hierarchy of nested movement patterns which if extended indefinitely would correspond to a LW. Weierstrassian random walks are one of the simplest random walks which do not satisfy the central limit theorem and have come to epitomize scale-invariance²⁵. Although initially regarded as a mathematical abstraction²⁶, Weierstrassian random walks have been linked mathematically to dynamical chaos^{27,28}. The results presented in this paper specifically relate Lévy search behaviour of mud snails to chaotic dynamics and suggest that the emergence of Lévy walk type of patterns can, in fact, be attributed to neurobiological chaos. The advance leaves open for further research identification of the neuronal generative mechanism.

Methods

Classification of movement patterns. We used a dataset of 36 individual recordings of mud snails moving in featureless experimental arenas¹². The snails were starved for 1 h, marked with a yellow spot for track recognition and then placed in an arena of bare mud, representing their natural foraging habitat. Movements paths were recorded using a webcam (Logitech QuickCam 9000 Pro) which was set to take pictures every 10 s for 5 h. These pictures were then loaded into a bespoke Matlab programme that automatically followed the yellow spot and recorded its positions. This process was supervised by a student and if necessary adapted by hand. Previously, Kölzsch *et al.*¹² demonstrated the presence of Lévy patterns in the search movement of these mud snails, but the authors did not test for the presence of Weierstrassian random walks. For each individual, we aggregated regularly sampled snail tracks into sequences of ‘steps’, i.e., into quasi-linear track segments during which the snail did not change direction significantly. This was done using the approach of Humphries *et al.*²⁹ in which the movement patterns are first projected onto the x - and y -axes to create two one-dimensional movement patterns for each individual. Turns in these projections can then be identified in an unambiguous way as occurring where the direction of travel changes. Without projection, turns can only be identified by making reference to arbitrarily defined critical-turning angles²⁹. Humphries *et al.*²⁹ showed that projection does not affect the functional form of the step-length distribution. Resulting step-length distributions were fitted to truncated power-laws, truncated exponentials, and multi-exponentials using maximum likelihood methods^{30,31}. These results were robust with respect to other definitions of turning angle¹². Power-laws are indicative of true LW, exponentials are null models of the movement patterns, and the multi-exponentials are indicative of multi-modal walks and also Weierstrassian random walks when model parameters satisfy certain scaling-relations³².

Hallmarks of chaos. It is now generally accepted that a unique intrinsic and observable signature of systems exhibiting deterministic chaos³³ is a fluctuation power spectrum with an exponential frequency dependency^{34–36}. Such exponential decays are commonly observed in theoretical models of chaos and in experimental studies of fluid flows and confined plasmas^{37–40}. These spectrum have been traced to the presence of pulses (bursts of activity) occurring in the intermittent time dynamics having a characteristic ‘Lorentzian’ form $g(t) = \frac{1}{\pi} \frac{\tau}{t^2 + \tau^2}$ where t is time and where the constant τ determines the magnitude and the width of the pulse^{41,42}. Time-series containing only pulses of width τ are characterized by a simple exponential power spectrum $S(f) = e^{-f/f_0}$ where the characteristic frequency $f_0 = 1/\pi\tau$. Stretched exponentials can arise when pulse widths are broadly distributed^{43,44}. By way of contrast white noise processes (i.e. Poisson processes and all other processes which have no temporally correlated behaviour) have flat spectrum whilst ‘ $1/f$ ’ noise (found in scale-invariant systems with long-range correlations) have spectrum with power-law frequency dependency⁴⁵.

Testing for the presence of chaos. We looked for these hallmarks of chaos in the time-series data of the tracked mud snails. The extracted 1-dimensional turns define time-series $u(t)$. If, for example, turns occurred at times $t = 3\Delta t, 5\Delta t, 6\Delta t, \dots, (N-2)\Delta t, N\Delta t$ where Δt is the time interval between consecutive positional fixes and N is the number of positional fixes then the entries in the time-series $u(t)$ would be 0, 0, 1, 0, 1, 1, ..., 1, 0, 1. The power-spectrum of $u(t)$ is the square of the magnitude of the Fourier transform of $u(t)$ and is given by

$$S(f) = \left| \frac{1}{\sqrt{2\pi}} \sum_{k=0}^N u(t) e^{-i2\pi ft} \right|^2 \equiv \frac{1}{2\pi} F(f) F^*(f) \quad (1)$$

where $t = k\Delta t$ is the time at which the k^{th} positional fix was made; f is frequency, $F(f)$ is the discrete Fourier transform of $u(t)$, and $F^*(f)$ is its complex conjugate. Spectra were fitted to stretched exponentials, $S(f) \propto e^{-(f/f_0)^y}$ using maximum likelihood methods. Good fits to stretched exponentials would be indicative of the presence of chaos, poor fits would be indicative of the absence of chaos.

To test for the presence of Lorentzian pulses, tracks were partitioned into clusters of small movement patterns (called ‘search clusters’ in Kölzsch *et al.*¹² and indicative of intrinsic area-restricted searching behaviours) and long movements. That is, after each turn in the movement pattern, the number of subsequent turns were counted,

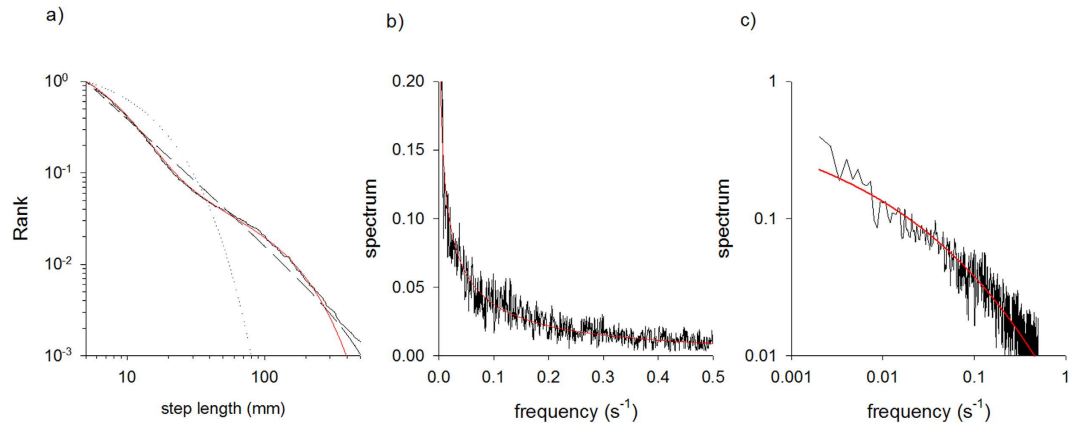


Figure 1. (a) Rank frequency distribution of step lengths in the movement pattern data (black solid-line) together with the best-fit exponential (dotted-line), power-law (dashed) and tri-exponential (red solid-line). Data are pooled for all 36 recorded individual movement patterns moving within a featureless arena. (b) Spectrum (black solid-line) together with the best-fit stretched exponential (red solid-line) on linear-linear scales and (c) on log-log scales.

and the normalized cumulative numbers of turns across time, $\sum_{t'=t_0-\tau/2}^{t'=t} u(t') / \sum_{t'=t_0-\tau/2}^{t'=t_0+\tau/2} u(t')$, were compared with the expectations for a Lorentzian pulse of width τ centred on time t_0 :

$$g(t) = \frac{1}{\pi} \int_0^t \frac{\tau dt'}{(t-t_0)^2 + \tau^2} = \frac{1}{\pi} \tan^{-1} \left(\frac{t-t_0}{\tau} \right) + \frac{1}{2} \quad (2)$$

Pulses (i.e., cumulative frequency distributions) were identified using the Kolmogorov-Smirnov test, and grouped together according to their width.

We further tested for chaos by calculating the largest 'Lyapunov exponents'. These exponents characterise the separation of initially close *state-space* trajectories. Here they were calculated using the method of Rosenstein *et al.*⁴⁶ which we now outline, as it was fully documented by Rosenstein *et al.*⁴⁶ In this approach the state-space trajectories are expressed as a matrix $U = [U_1, U_2, \dots, U_3]^T$ where $U_i = [u_i, u_{i+1}, \dots, u_{i+(m-1)}]$, i denotes the time-step and $m = 10$, known formally as the 'embedding dimension' is effective of the degree of autoregression in the analysis. The algorithm locates the *nearest neighbour* of each point on the trajectory. The nearest neighbour of U_j is found by searching for a point, U'_j , that minimizes the distance to U_j . This initial distance from U_j can be expressed as $d_j(0) = \min_{U'_j} |U_j - U'_j|$. The largest Lyapunov exponent is then estimated from how the distance, $d_j(i)$, between the pair of nearest neighbour points, U_j and U'_j , grows with time $t = i\Delta t$. The presence of chaos is indicated by a separation that increases exponentially in time as $d_j(i) \propto e^{\lambda(i\Delta t)}$ where λ is the largest Lyapunov exponent. In practice the presence of chaos is indicated by linear growth of $\langle \log d_j(i) \rangle$ where $\langle \dots \rangle$ denotes the average over all values of j . The averaging is crucial when using small, noisy data sets. Note also that the growth of $\langle \log d_j(i) \rangle$ is expected to saturate at long times since the system is bounded in phase space and the average divergence cannot exceed the "length" of the attractor⁴⁶.

Results

Classification of movement patterns. Consistent with the analyses of Kölzsch *et al.*¹² the step-length distribution is found to be best modelled as a tri-exponential (Fig. 1a). The mean step-lengths, $\langle l_1 \rangle = 0.208$, $\langle l_2 \rangle = 0.043$ and $\langle l_3 \rangle = 0.009$, in the three exponentials do, in fact, satisfy a simple scaling relation: $\langle l_2 \rangle = \langle l_1 \rangle^2$ and $\langle l_3 \rangle = \langle l_1 \rangle^3$. This scaling is the hallmark of a truncated Weierstrassian random walk³². The weightings of the exponentials are 0.88, 0.08 and 0.04. As a consequence our fitted Weierstrassian random walk corresponds to a truncated Lévy walk with Lévy exponent $\mu = 2.5$ ³². The tri-exponential fit obtained by Kölzsch *et al.*¹² also resembled a power-law (and so is indicative of Lévy type of walking) but it is not a Weierstrassian Lévy walk and does not fit the observational data as well, i.e., it has a smaller log-likelihood. This is due to the fact that likelihood landscapes may show several local minima. Using much more computational power to explore such a likelihood landscape we found a better fit that matches a Weierstrassian Lévy walk. The log-likelihood values for the two fittings are quite close to one another with values -16882.2 and -16901.0 respectively. We found no support for multi-exponentials with 4 terms.

Identification of chaos. The power spectrum of the mud snails' turn sequences is very well represented by a stretched exponential with $\nu = 1/4$ (Fig. 1b,c). The occurrence of such a power spectrum can be attributed to the presence of Lorentzian pulses, since the number of turns within search clusters are well represented by the theoretical expectations, Eqn. 2, for such pulses (Fig. 2). These two characteristics are the hallmarks of deterministic

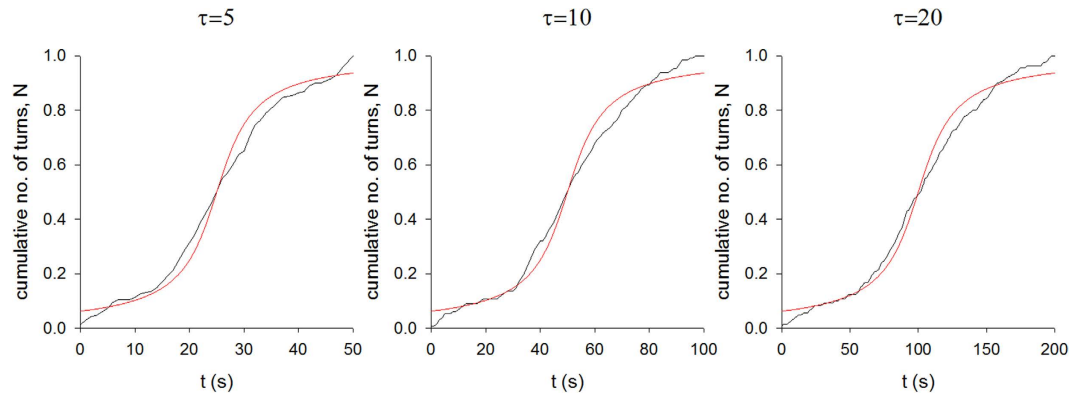


Figure 2. Averaged normalized cumulative counts of turns in 3 differently-sized ‘search clusters’ (black solid-lines) together with the cumulative number of turns in same-sized Lorentzian pulses (red solid-lines) (Eqn. 2).

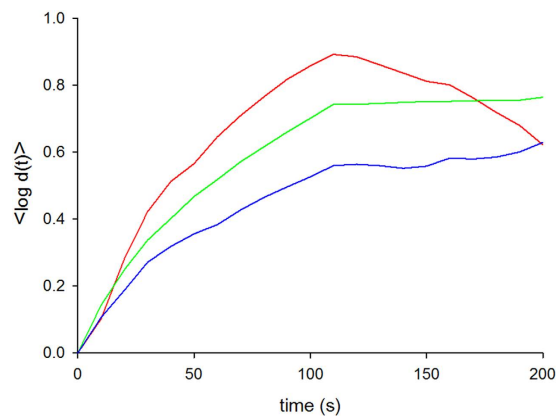


Figure 3. Examples of the average log separation of initially close *state-space* trajectories shows exponential divergence. This divergence is indicative of the presence of a positive Lyapunov exponent and so the presence of deterministic chaos (see text). Different colours indicate tracks of different individuals.

chaos. Furthermore, we conclude positivity of the Lyapunov exponents from exponential divergence of initially close state-space trajectories, which provides further support for the presence of deterministic chaos (Fig. 3).

Discussion

There is now compelling evidence that many organisms have movement patterns which can be approximated by LW^{6–16}. There is, however, little understanding of the processes that underlie these LW, although many putative, biologically plausible mechanisms have been suggested⁴⁷. Using an invertebrate species with limited perceptive abilities, mud snails, we have revealed clear signatures of chaotic dynamics within their long-tailed movement patterns made under controlled experimental conditions. We hypothesize that the movement of this invertebrate is driven by chaotic neurological activity, creating fractal movement patterns that optimize search success. Our work thereby provides an exciting new perspective on both the neurological and evolutionary origins of LW and their prevalence amongst invertebrate species.

The ubiquitous nature of deterministic chaos in nervous systems suggests that inherent multi-scale movement patterns, resembling LW, could be more common than current observations indicate. Power-law distributions of spontaneous neuron firing signals have been observed widely in *in vitro* studies^{48–50}. Such spontaneous electrical activity could generally provide the timing signals necessary for the execution of multi-scale displacements and may account for LW-like movement patterns in *Drosophila* fruit flies^{19,51}. In fruit flies, locomotor activity is coordinated by a region called the central complex, casually referred to as the insect’s “motor cortex”. Martin *et al.*¹⁹ found that blocking synapses within the ellipsoid-body, a sub-region of the central complex, leads to a loss of the fractal (i.e., Lévy-like) properties of adult walking behavior. Maye *et al.*⁵¹ subsequently reported on fractal order (resembling Lévy flights) in the temporal structure of spontaneous flight manoeuvres in tethered *Drosophila* fruit flies, prompting them to suggest that these organisms are both deterministic and chaotic. These traits were later found in moths and bees which suggests that they are common amongst invertebrates³.

Chaos in Lévy walks. LW, named after the French mathematician Paul Lévy, arose in a purely mathematical context in the first half of the last century⁵². They were first observed in physical systems with chaotic dynamics^{53–56}. LW entered the biological literature when Shlesinger and Klafter⁵⁷ proposed that they can be observed

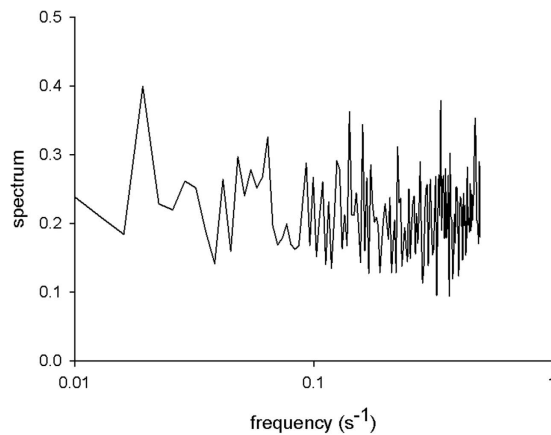


Figure 4. Spectrum derived from the movement pattern data collected by de Jager *et al.*⁶ for mussels during the formation of patterned beds.

in the movement patterns of foraging ants. The physical and biological strands of LW research initiated by these studies have intersected on many occasions, most notably when attempting to identify processes underlying observations of organisms performing LW⁴⁸. Nonetheless, chaos has so far not been a prominent element in the literature on biological LW; although Cole²³ did report that ant activity patterns (stop-go patterns) are chaotic. This is perhaps surprising given that chaos is an ubiquitous property of neuronal systems in invertebrates such as snails and molluscs, although it remains to be seen whether or not these involve ‘motor neurons’ or are tightly linked to muscle cells^{20–22}. Nonetheless, taken together, the insights of early disparate studies^{20–22,53–56} suggest that the potential for biological LW may be widespread. Here we provided support for this conjecture by showing that Weierstrassian random walks – closely linked to LW – in mud snails are associated with chaotic dynamics.

The particular coupling is not unexpected as chaos can generate Weierstrassian random walks^{27,28}. Exponentials can be combined in many other ways so as to closely resemble LW, e.g., via Gauss-Legendre quadrature, a much-used method in numerical analysis⁵⁸. But these approaches are not as economical as Weierstrassian random walks, requiring more exponentials to obtain accurate representations of power-laws, and more importantly appear to lack simple generative mechanisms. The occurrence and precise form of the Weierstrassian random walks will, however, depend on the nature of the chaos which in turn is sensitively dependent upon the underlying neurological/physiological processes. This plasticity suggests that Weierstrassian random walks can be tuned to optimize search efficiency, in accordance with the ‘Lévy flight foraging hypothesis’^{4,5}. This states that because LW can optimize foraging efficiency, natural selection should have led to adaptations for Lévy flight foraging.

This notion of selection and adaptation resonates with that of Rabinovich and Abarbanel⁵⁸ who were among the first to critique the role of chaos in neuronal systems. These authors focused their attention on the occurrence of chaos in synaptically isolated neurons in central pattern generators. They noted that chaotic neurons not only regulate each other’s behaviours, but easily adapt to extracellular parameters such as the coupling strengths among the neurons which are determined by the concentration of neuromodulators and other factors. This led Rabinovich and Abarbanel⁵⁹ to suggest that chaos in central pattern generators is a ‘waiting state’ which arises when the connections among the chaotic neurons “turned off” while waiting for external signals with information to act on. When particular sensory stimuli are applied this state transforms into one of the many organized states (e.g., synchronized oscillations) that the neurons can support, and the chaos vanishes. When the environment changes again, other patterns emerge or the background chaos returns. Our findings suggest that molluscs have taken advantage of this chaos to produce Lévy walks when searching in the presence of minimal external stimuli. The exact neuronal generative mechanism and whether it is more or less centralized in molluscs (e.g. central pattern generator in the brain, pace-maker neurons controlling contractions in the pedal organ) needs further investigation. What is clear is that the chaotic route to Lévy walking stands apart from the many other potential routes to Lévy walking which have been identified and which seem to be rigid rather than plastic⁴⁸.

For exploration of the generality of our conclusions, we additionally re-examined a dataset of 50 mussels during the process of patterned-bed formation⁶. Previously it was shown that mussel movements are well described by 3-tier Weierstrassian random walks³². But we could find no evidence for these movement patterns being derived from chaotic dynamics. The power-law spectrum did not have the expected, stretched exponential form but was instead flat (Fig. 4). Thus, we conclude that the hallmarks of chaos can be absent or impaired if, as in the case of mussels, the coupling between neurological processes and movement is hindered by the organisms’ physiology and/or body form constraints, i.e., for example, by being encased within a shell.

Outlook. Despite the emergence of an extensive body of literature on the occurrence of LW movement patterns^{6–16} there is strong disbelief in the validity and usefulness of the Lévy walk paradigm amongst some ecologists studying foraging behaviours¹⁷. Many of the classical theories of foraging are based on observations of higher animals which have extensive perceptive and cognitive abilities. A large component of their movement will be driven by observation and memory, and hence will be non-random. Random LW movement patterns have, for the most part, been observed in lower, invertebrate animals (with the exception of some marine predators that

prey on species that are difficult to perceive^{9,15}). Our study on simple invertebrate animals adds to the growing realization that LW are more likely to be observed in organisms that cannot detect their prey from any significant distance (and so need to come into more close contact with a target to establish its presence⁶⁰) and unlike higher animals cannot use a combination of memory and landscape recognition for navigation in order to increase the likelihood of encountering food. Our results strengthen this viewpoint as chaotic neural patterns, providing a simple basis to generate seemingly complex search patterns such as a LW, are found in lower animals that have two or three paired nerve cords as their central nervous system. Under this new hypothesis, LW could provide an initial movement template, which can provide an efficient search strategy with minimal required input from observations of search targets. This warrants further investigation.

References

1. Levin, S. A. The problem of pattern and scale in Ecology. *Ecology* **73**, 1943–1967 (1992).
2. Bazazi, S., Bartumeus, F., Hale, J. J. & Couzin I. D. Intermittent motion of desert locusts: behavioural complexity in simple environments. *PLoS Comp. Biol.* **8**, e1002498 (2012).
3. Reynolds, A. M. *et al.* Evidence for a pervasive ‘idling-mode’ activity template in flying and pedestrian insects. *Roy. Soc. Open Sci.* **2**, 150085 (2015).
4. Viswanathan, G. M., Raposo, E. P. & da Luz, M. G. E. Lévy flights and superdiffusion in the context of biological encounters and random searches. *Phys. Life Rev.* **5**, 133–150 (2008).
5. Viswanathan, G. M., da Luz, M. G. E., Raposo, E. P. & Stanley, H. E. *The Physics of Foraging: An Introduction to Random Searches and Biological Encounters*. Cambridge University Press (2011).
6. de Jager, M., Weissing, F. J., Herman, P. M., Nolet, B. A. & van de Koppel, J. Lévy walks evolve through interaction between movement and environmental complexity. *Science* **332**, 1551–1553 (2011).
7. Harris, T. H. *et al.* Generalized Lévy walks and the role of chemokines in migration of effector CD8⁺ T cells. *Nature* **486**, 545–548 (2012).
8. Hays, G. C. *et al.* High activity and Lévy searches: jellyfish can search the water column like fish. *Proc. Roy. Soc. B* **279**, 465–473 (2011).
9. Humphries, N. E. *et al.* Environmental context explains Lévy and Brownian movement patterns of marine predators. *Nature* **465**, 1066–1069 (2010).
10. Humphries, N. E., Weimerskirch, H., Queiroz, N., Southall, E. J. & Sims, D. W. Foraging success of biological Lévy flights recorded *in situ*. *Proc. Natl. Acad. Sci. USA* **109**, 7169–7174 (2012).
11. Korobkova, E., Emonet, T., Vilar, J. M. G., Shimizu, T. S. & Cluzel, P. From molecular noise to behavioural variability in a single bacterium. *Nature* **428**, 574–578 (2004).
12. Kölsch, A. *et al.* Experimental evidence for inherent Lévy search behaviour in foraging animals. *Proc. Roy. Soc. B* **282**, 20150407 (2015).
13. Raichlen, D. A. *et al.* Evidence of Lévy walk foraging patterns in human hunter-gatherers. *Proc. Natl. Acad. Sci. USA* **111**, 728–733 (2014).
14. Reynolds, A. M. *et al.* Displaced honeybees perform optimal scale-free search flights. *Ecology* **88**, 1955–1961 (2007).
15. Sims, D. W. *et al.* Scaling laws of marine predator search behaviour. *Nature* **451**, 1098–1102 (2008).
16. Sims, D. W. *et al.* Hierarchical random walks in trace fossils and the origin of optimal search behaviour. *Proc. Natl. Acad. Sci. USA* **111**, 11073–11078 (2014).
17. Pyke, G. H. Understanding movements of organisms: it’s time to abandon the Lévy foraging hypothesis. *Meth. Ecol. Evol.* **6**, 1–16 (2015).
18. Reynolds, A. M., Schultheiss, P. & Cheng, K. Does the Australian desert ant *Melophorus bagoti* approximate an optimal Lévy search pattern by an intrinsic bi-modal walk? *J. Theor. Biol.* **340**, 17–22 (2014).
19. Martin, J.-P., Faure, P. & Ernst, R. The power law distribution for walking-time intervals correlates with the ellipsoid-body in *Drosophila*. *J. Neurogen.* **15**, 205–219 (2001).
20. Hayashi, H., Ishizuka, S., Ohta, M. & Hiraikawa, K. Chaotic behavior in the *Onchidium* giant neuron under sinusoidal stimulation. *Phys. Lett. A* **88**, 435–438 (1982).
21. Hayashi, H., Ishizuka, S. & Hiraikawa, K. Transition to chaos via intermittency in the *Onchidium* pacemaker neuron. *Phys. Lett. A* **98**, 474–476 (1983).
22. Komendantov, A. O. & Kononenko, N. I. Deterministic chaos in mathematical model of pacemaker activity in bursting neurons of snail, *Helix Pomatia*. *J. Theor. Biol.* **183**, 219–230 (1996).
23. Cole, B. J. Is Animal Behaviour Chaotic? Evidence from the Activity of Ants. *Proc. Roy. Soc. B* **244**, 253–259 (1991).
24. Miramontes, O., Sole, R. V. & Goodwin, B. C. Neural networks as sources of chaotic motor activity in ants and how complexity develops. *Int. J. Bifurcation Chaos* **11**, 1155–1164 (2001).
25. Klafter, J., Schlesinger, M. F. & Zumofen, G. Beyond Brownian Motion. *Phys. Today* **49**, 33–39 (1996).
26. Hughes, B. D., Schlesinger, M. F. & Montroll, E. W. Random walks with self-similar clusters. *Proc. Natl. Acad. Sci. USA* **78**, 3287–3291 (1981).
27. Zaslavsky, G. M., Stevens, D. & Weitzner, H. Self-similar transport in incomplete chaos. *Phys. Rev. E* **48**, 1683–1694 (1993).
28. Zaslavsky, G. M. From Hamiltonian chaos to Maxwell’s Demon. *Chaos* **5**, 653–661 (1995).
29. Humphries, N. E., Weimerskirch, H. & Sims, D. W. A new approach for objective identification of turns and steps in organism movement data relevant to random walk modelling. *Meth. Ecol. Evol.* **4**, 930–938 (2013).
30. Edwards, A. M. *et al.* Revisiting Lévy walk search patterns of wandering albatrosses, bumblebees and deer. *Nature* **449**, 1044–1048 (2007).
31. Clauset, A., Shalizi, C. R. & Newman, M. E. J. Power-law distributions in empirical data. *SIAM Rev.* **51**, 661–703 (2009).
32. Reynolds, A. M. Mussels realize Weierstrassian Lévy walks as composite correlated random walks. *Sci. Rep.* **4**, article 4409; doi:10.1038/srep04409 (2014).
33. Schuster, H. G. & Just, W. *Deterministic Chaos*. Wiley-VCH, Weinheim (2005).
34. Frisch, U. & Morf, R. Intermittency in non-linear dynamics and singularities at complex times. *Phys. Rev. A* **23**, 2673–2705 (1981).
35. Greenside, H. S., Ahlers, G., Hohenberg, P. C. & Walden, R. W. A simple stochastic-model for the onset of turbulence in Rayleigh-Benard Convection. *Physica D* **5**, 322–334 (1982).
36. Libchaber, A., Fauve, S. & Laroche, C. 2-parameter study of the routes to chaos. *Physica D* **7**, 73–84 (1983).
37. Brandstater, A. & Swinney, H. L. Strange attractors in weakly turbulent Couette-Taylor flow. *Phys. Rev. A* **35**, 2207–2220 (1987).
38. Streett, C. L. & Hussaini, M. Y. A numerical-simulation of the appearance of chaos in finite-length Taylor-Couette flow. *Appl. Num. Math.* **7**, 41–71 (1991).
39. Paul, M. R., Cross, M. C., Fischer, P. F. & Greenside, H. Power-law behaviour of power spectrum in low Prandtl number Rayleigh-Benard convection. *Phys. Rev. Lett.* **87**, 154501 (2001).
40. Mensour, B. & Longtin, A. Power spectrum and dynamical invariants for delayed-differential and difference equations. *Physica D* **113**, 1–25 (1998).

41. Maggs, J. E. & Morales, G. J. Generality of deterministic chaos, exponential spectrum, and Lorentzian pulses in magnetically confined plasmas. *Phys. Rev. Lett.* **107**, article 185003 (2011).
42. Maggs, J. E. & Morales, G. J. Origin of Lorentzian pulses in deterministic chaos. *Phys. Rev. E* **86**, 015401(R) (2012).
43. Anderssen, R. S., Husain, S. A. & Loy, R. J. The Kohlrausch function: properties and applications. *ANZIAM J.* **45** (E) pp c800–c816 (2004).
44. Beck, C. Stretched exponentials from superstatistics. *Physica A* **365**, 96–101 (2006).
45. Buldyrev, S. V. *et al.* Long-range correlation-properties of coding and noncoding DNA sequences – Genbank analysis. *Phys. Rev. E* **51**, 5084–5091 (1995).
46. Rosenstein, M. T., Collins, J. J. & De Luca, C. J. A practical method for calculating the largest Lyapunov exponents from small data sets. *Physica D* **65**, 117–134 (1993).
47. Reynolds, A. M. Liberating Lévy walk research from the shackles of optimal foraging. *Phys. Life Rev.* **14**, 59–83 (2015).
48. Segev, R. Long term behaviour of Lithographically Prepared *In Vitro* Neuronal Networks. *Phys. Rev. Lett.* **88** article 118102 (2002).
49. Beggs, J. M. & Plenz, D. Neuronal avalanches in neocortical circuits. *J. Neurosci.* **23**, 11167–11177 (2003).
50. Mazzoni, A. On the dynamics of the spontaneous activity in neuronal networks. *PLoS ONE* **5**, e439 (2007).
51. Maye, A., Hsieh, C., Sugihara, G. & Brembs, B. Order in spontaneous behaviour. *PLoS ONE* **5** e443 (2007).
52. Lévy, P. *Théorie de l'addition des variables aléatoires.* (Monographies des Probabilités, publiés sous la direction de E. Borel, no. 1.) Gauthier-Villars, Paris (1937).
53. Bouchaud, J. P. & Le Doussal, P. Numerical study of a D-dimensional periodic Lorentz gas with universal properties. *J. Stat. Phys.* **41**, 225–248 (1985).
54. Zacherl, A., Geisel, T., Nierwetberg, J. & Radons, G. Power spectrum for anomalous diffusion in the extended Sinai Billiard. *Phys. Lett. A* **114**, 317–321 (1986).
55. Geisel, T., Nierwetberg, J. & Zacherl, A. Accelerated diffusion in Josephson-junctions and related chaotic systems. *Phys. Rev. Lett.* **54**, 616–619 (1985).
56. Geisel, T., Zacherl, A. & Radons, G. Generic $1/f$ noise in chaotic Hamiltonian dynamics. *Phys. Rev. Lett.* **59**, 2503–2506 (1987).
57. Schlesinger, M. F. & Klafter, J. *Lévy walks versus Lévy flights.* In: Stanley, H. E., Ostrowski, N., (eds). *Growth and Form.* Martinus Nijhoff Publishers, Amsterdam, pp 279–283 (1986).
58. Riley, K. F., Hobson, M. P. & Bence, S. J. *Mathematical Methods for Physics and Engineering: A Comprehensive Guide.* Cambridge University Press (2006).
59. Rabinovich, M. L. & Abarbanel, H. D. I. The role of chaos in neural systems. *Neurosci.* **87**, 5–14 (1998).
60. Reynolds, A. M. Extending Lévy search theory from one to higher dimensions: Lévy walking favours the blind. *Proc. Roy. Soc. A* **471**, 20150123 (2015).

Acknowledgements

Rothamsted Research receives grant aided support from the Biotechnology and Biological Sciences Research Council. FB acknowledges Grant HFSP RGY0084/2011. AK was funded by the DLR through the ICARUS directive.

Author Contributions

A.M.R. analysed the data with inputs from F.B. and J.v.d.K.; A.K. and J.v.d.K. obtained the data; A.M.R., F.B., A.K. and J.v.d.K. wrote the paper.

Additional Information

Competing financial interests: The authors declare no competing financial interests.

How to cite this article: Reynolds, A. M. *et al.* Signatures of chaos in animal search patterns. *Sci. Rep.* **6**, 23492; doi: 10.1038/srep23492 (2016).



This work is licensed under a Creative Commons Attribution 4.0 International License. The images or other third party material in this article are included in the article's Creative Commons license, unless indicated otherwise in the credit line; if the material is not included under the Creative Commons license, users will need to obtain permission from the license holder to reproduce the material. To view a copy of this license, visit <http://creativecommons.org/licenses/by/4.0/>